

13th Comieco Report:
“Paper and board collection, recycling and recovery in Italy in 2007”

Rome, 1st July 2008

Packaging Recovery Organisation Europe



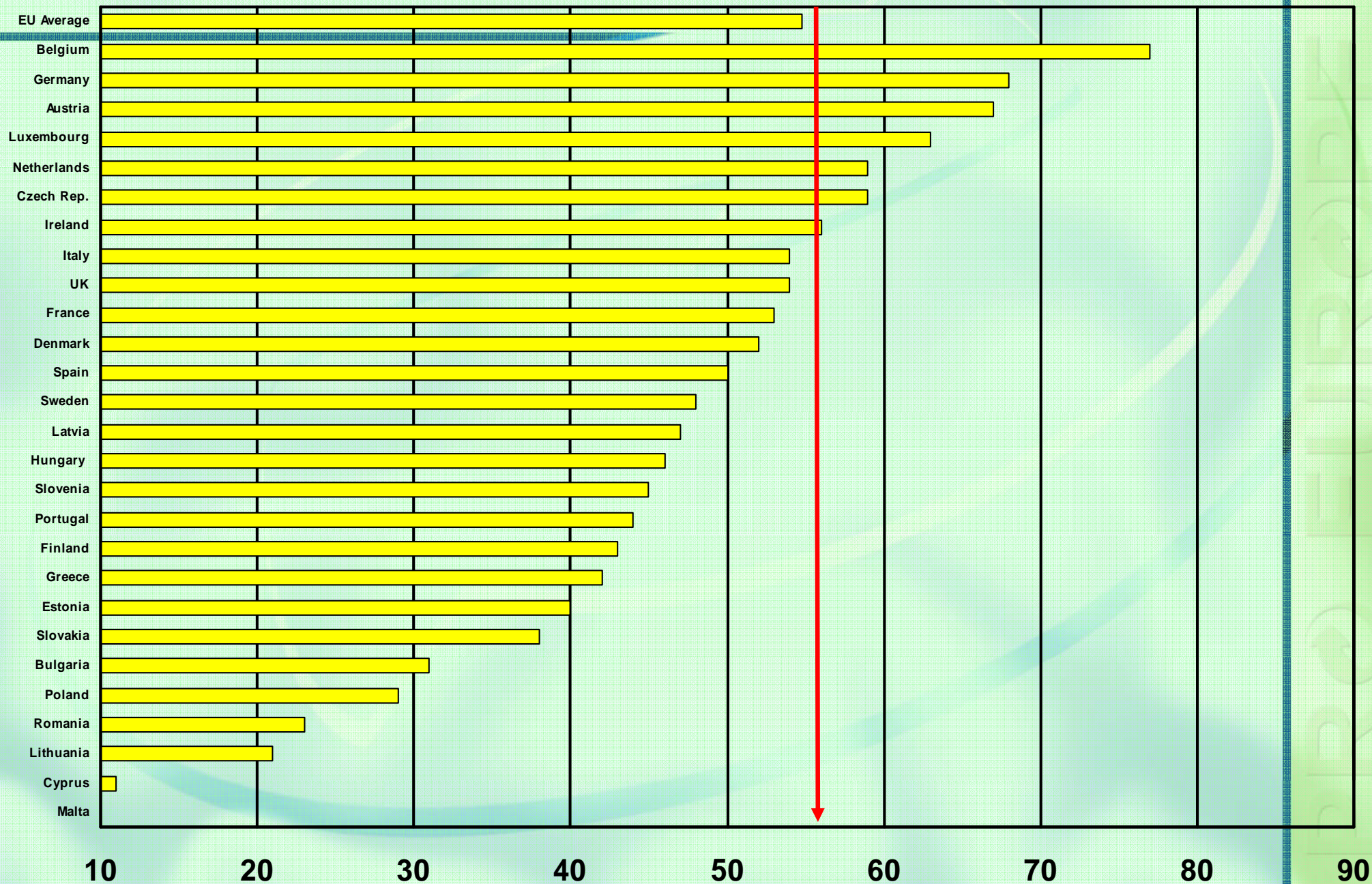
**"RECYCLING OF PAPER AND BOARD
PACKAGING IN EUROPE"**

Joachim Quoden
General Manager

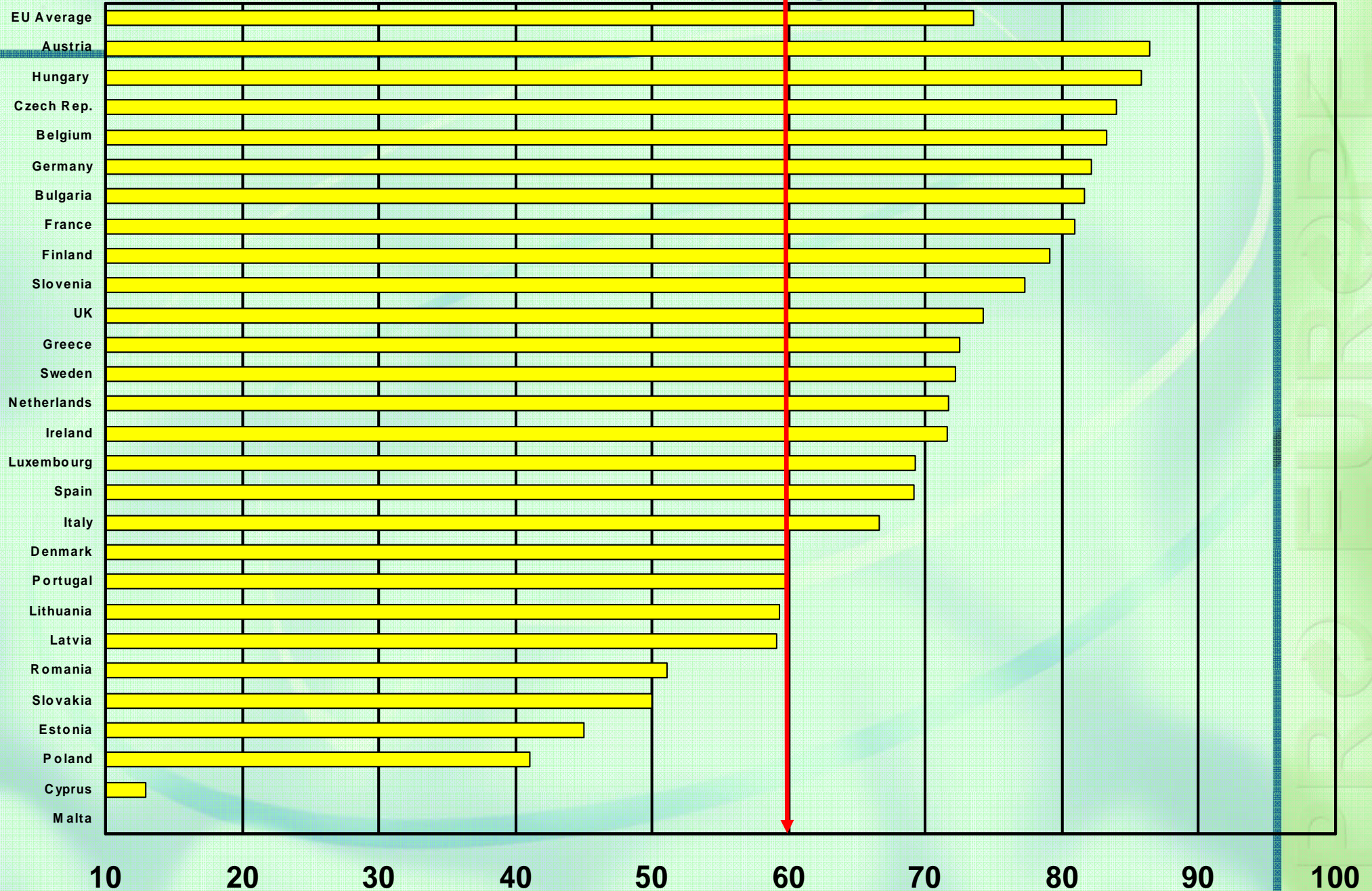
Revision of the Packaging Directive 94/62/EG

	Old Directive	New Directive (February 2004)
Deadline for all for P, GR, IRE for new members	to 30.06.2001 to 30.06.2005 2005 - 2009	to 31.12.2008 to 31.12.2011 to 31.12.2012 – 2015
Recovery	Min.: 50 % Max.: 65 %	Min.: 60 % Max.: -
Recycling	Min.: 25 % Max.: 45 %	Min.: 55 % Max.: 80 %
Recycling specific Materials		
Glass	Min.: 15 %	Min.: 60 %
Paper	Min.: 15 %	Min.: 60 %
Metal	Min.: 15 %	Min.: 50 %
Plastic	Min.: 15 %	Min.: 22,5 %
Wood	Min.: -	Min.: 15 %

Country Performance: Overall Recycling Quotas in 2005(%)



Country Performance: Paper Recycling Quotas in 2005(%)



Implementation of the Packaging Directive

EPR, but close to market
UK (PRN System)

**1 without compliance
scheme => Taxes**
Denmark

**1 with tax and
compliance scheme**
The Netherlands

**27 EU COUNTRIES + 2 EEA
+ 2 Accession Countries**

Croatia ???
Fund versus EPR

26 with Producer Responsibility

Austria, Belgium, France, Spain, Germany, Ireland,
Luxembourg, Portugal, Sweden, Greece, Latvia,
Lithuania, Poland, Czech Republic, Slovak Republic,
Hungary, Slovenia, Cyprus, Malta, Estonia, Romania,
Bulgaria, Turkey, Norway, Finland, Italy,

**1 with Fund Scheme
run by industry**
Iceland

PRO EUROPE

A Common Approach for Europe

■ Common Principle for 27 European countries

Economic stakeholders within the packaging chain (manufacturer, packer/filler, distributor, importer) are responsible for packaging waste management

National industry self-managed organizations established to:

Organise recovery and recycling activities

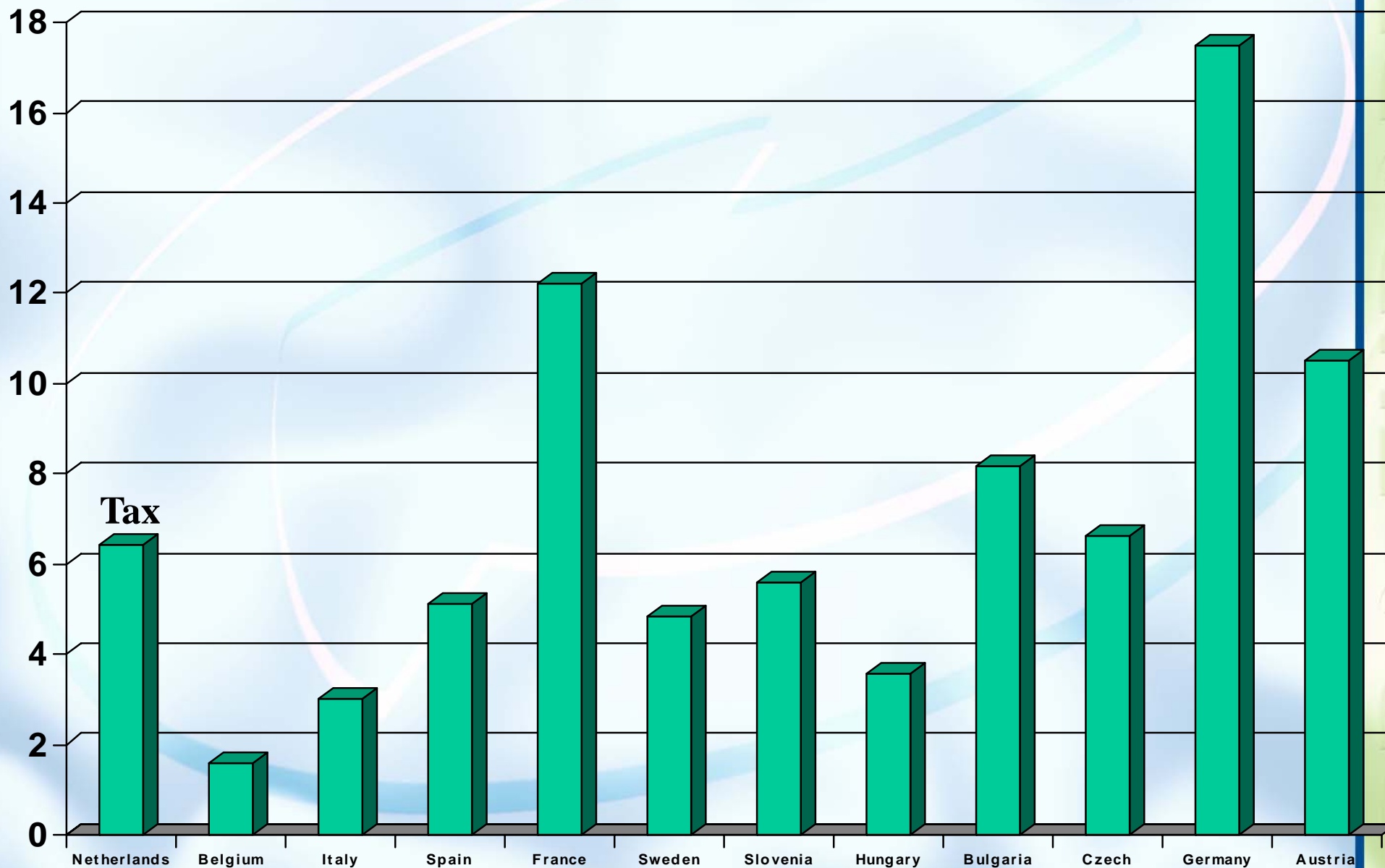
Secure the financing

Coordination with the stakeholders (industry, government, local authorities, waste management and recycling companies, consumers...)

Common principle, but several ways of implementation

- **„Dual model“** (Germany, Austria):
Full responsibility for industry for collection, sorting and recycling; separate collection system besides collection of local authorities, no or limited influence from local authorities
- **„Shared model“** (France, Spain, Italy, Czech Rep.):
Shared responsibility between industry and local authorities, common agreements on the way of collection necessary
- **Tradable Credits Model** (UK):
No link between industry and collection on the local level

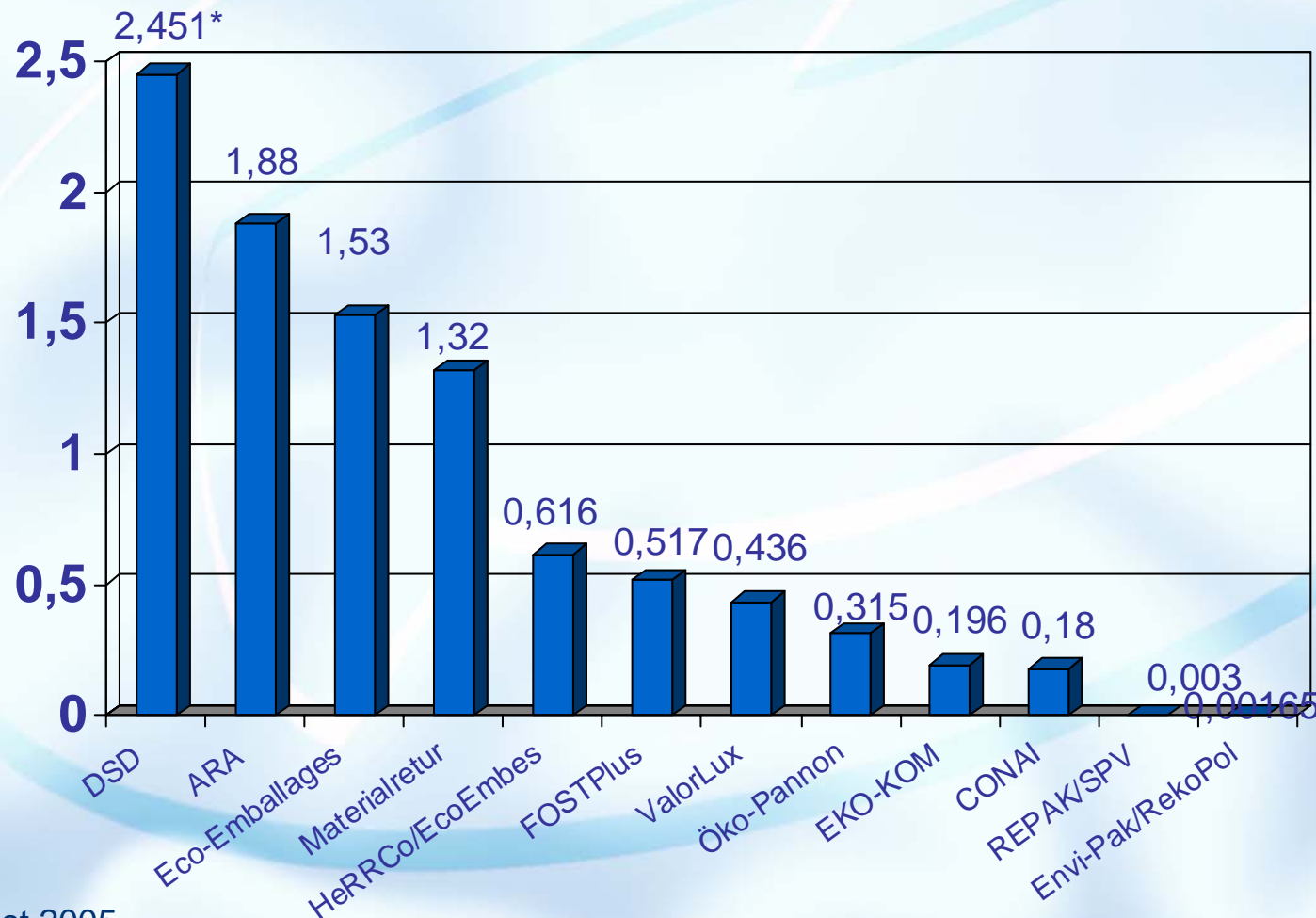
Licence Fees / Taxes per kilo paper packaging



Licence fee – packaging examples €Cents

Cardboard box with plastic window, volume 2.625,7cm³

(106,8g paper; 9,28g plastic window)



*Price list 2005

Cost factors of the different schemes

- Scope of activities (household up to all packaging)
- share of costs (recycling costs up to total costs)
- recycling quotas (15% minimum quota of the Directive up to 60% for plastics)
- collection system (bring system up to kerbside collection)
- time of implementation (1 year up to 10 years)
- need to cover all households
- possible ways of recovery (energy recovery possible?)
- number of free-riders
- Labour costs



European Commission DG Environment

Environmental benefits of Packaging Directive

- greenhouse gas savings (around 25M tonnes of CO₂ equivalent)
- resource savings (~10M tonnes of oil equivalent)
- reduced particulates emissions, decreased acidification, less traffic noise, odours, visual disturbance

Sustainable Production & Consumption

PRO EUROPE Membership 2008



PRO EUROPE

PRO EUROPE'S Mission

- **To help its national recovery schemes by:**
 - Promoting convergence of regulations and administration
 - Protecting and promotion of the Green Dot
 - Being a Know how provider to members, their clients and authorities
 - Running a network of exchanges and experiences
 - Supporting secondary raw materials markets
 - Offering added value services to members and their clients
 - Promoting holistic, stable, ecologically and economically feasible packaging waste management systems

Exchange of Know-How

■ Working Groups

- ✓ Technical Working Group (lead by Eco-Emballages)
- ✓ Congress & Communication (lead by DSD)
- ✓ Prevention (lead by Eco Embes)
- ✓ System Development (lead by EKO-KOM)
- ✓ Regulatory Affairs Committee (lead by FOST Plus)

■ Workshops

- ✓ Marketing
- ✓ Deposit for one way beverage containers
- ✓ Biodegradable packaging
- ✓ Relation to local authorities
- ✓ Best practices in collection, sorting and recycling

Facts and Figures (2006/2008)

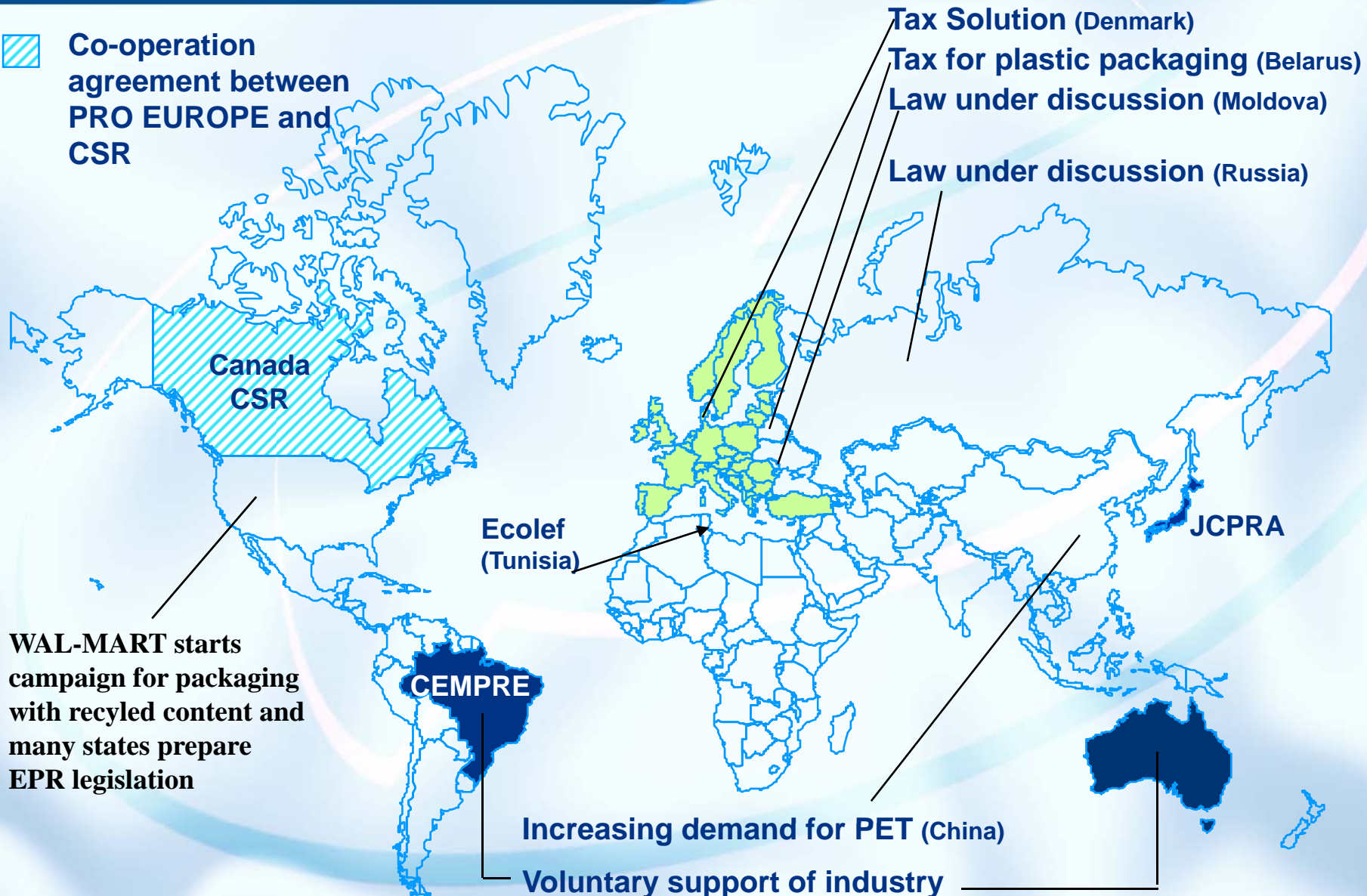
- **31** compliance schemes active in **31 countries** in 2008 of which **25** use the Green Dot
- About **136,000 companies** are licensees / members of the PRO EUROPE member systems
- More than **460 billion packaging items** have been labeled with the Green Dot
- More than **565 million inhabitants** live in PRO EUROPE member countries
- More than **300 million inhabitants** have access to separate collection of PRO EUROPE member systems
- More than **22,100,000 tons** of **packaging** have been recovered by PRO EUROPE member systems in 2006
- More than **1,750,000 tons** of **plastic** packaging have been recycled by PRO EUROPE member systems in 2006

What does a PRO EUROPE member Organisation stand for ?

- Founded and run by or on behalf of fillers, packaging producers, importers and retailers
- Independent from government and waste management companies
- Financing of selective collection, sorting, recovery and recycling of packaging waste by industry
- Communicating to consumers to create new behaviors mostly by using the Green Dot
- Internalisation of external costs
- Implementation of Producer Responsibility

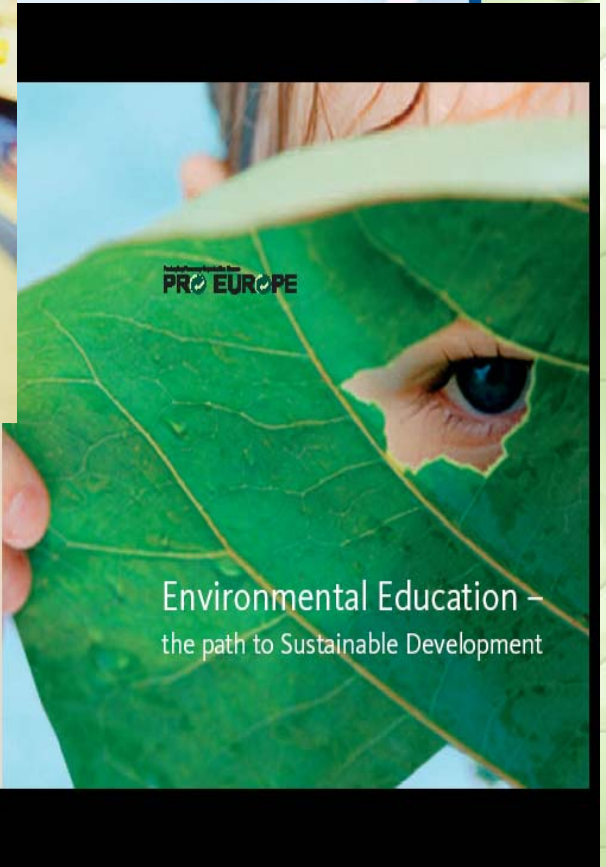
Worldwide situation

 Co-operation agreement between PRO EUROPE and CSR



PRO EUROPE

Brochures



How can we help?

**Joachim Quoden
PRO EUROPE s.p.r.l.
Rue Martin V, 40
1200 Brussels
Belgium**

info@pro-europe.info

www.pro-europe.info

Phone: +49 171 201 70 55

PRO EUROPE